



**BDTX**

**Material:** The housing is made of powder - coated sheet iron, impeller is made of galvanized sheet metal.

**Type of Protection:** IP 44

**Insulation Class:** B

**Directive:** Complying with EN 60034-1

**Protection of Motor:** Thermal overload protection is available upon request. (Connector box- IP 55)

◆ 2 years warranty.

✓ Speed can be adjusted using an optional controller.

Tube fans unit the advantages of the axial fan - straight airflow and easy installation - with the high pressure stability, low noise level and high efficiency of centrifugal fans. Both sides of the BDTX series fan can be fitted into the tube and can be fixed with fastening clamps. Fans can be performed in any mounting position.

**Application Areas:** For industrial and constructional applications, in factories, hospitals, night clubs, offices, kitchens, bathrooms, theaters, condominiums, restaurants, etc.

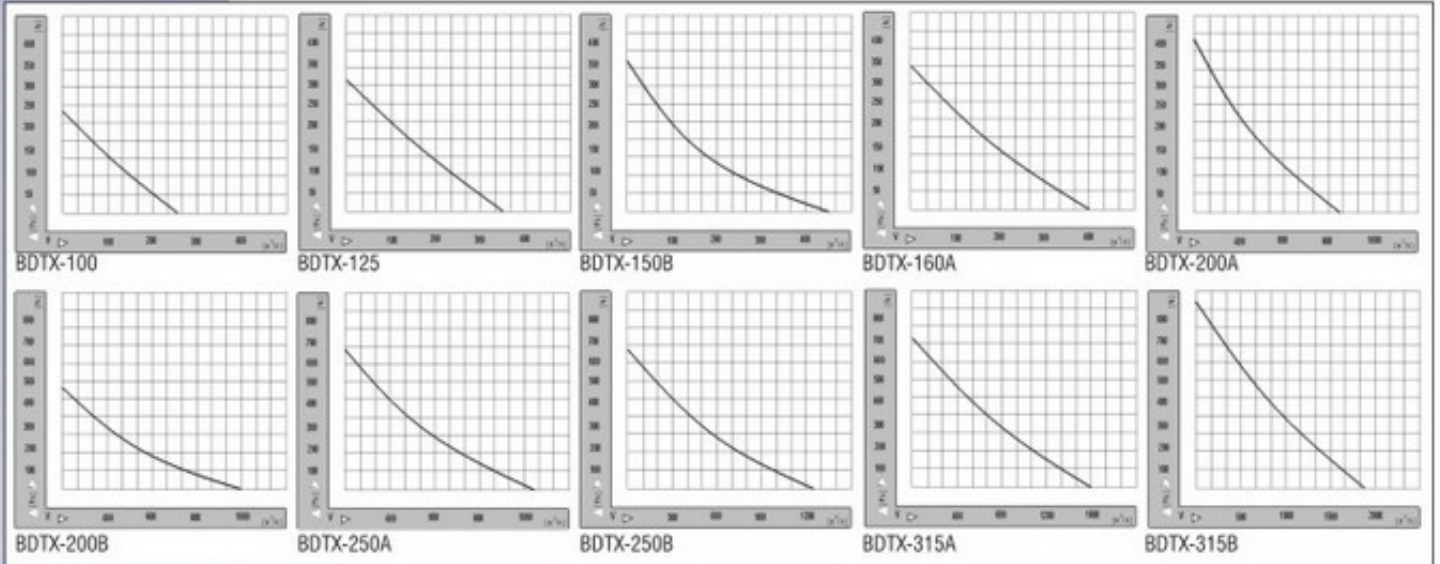
TYPE	VOLTAGE	FREQUENCY	POWER	CURRENT	CAPACITOR	SPEED	AIR FLOW	NOISE LEVEL	PERM. AMB. TEMP.	WEIGHT
	V	Hz	W	A	( $\mu$ f/VDB)	(rpm)	(m <sup>3</sup> / h)	db(A)	(°C)	kg
BDTX 100	230	50	75	0,31	2/400	2500	270	60	55	2,8
BDTX 125	230	50	90	0,35	2,5/400	2400	350	63	60	2,88
BDTX 150B	230	50	85	0,38	2,5/400	2500	450	62	65	2,8
BDTX 160A	230	50	85	0,38	2,5/400	2500	400	63	70	3,9
BDTX 200A	230	50	80	0,34	2,5/400	2600	850	65	65	4,9
BDTX 200B	230	50	105	0,48	4/400	2700	1000	65	60	5,2
BDTX 250A	230	50	125	0,56	4/400	2650	1100	67	65	5,4
BDTX 250B	230	50	150	0,63	5/400	2750	1250	67	65	4,6
BDTX 315A	230	50	170	0,73	5/400	2550	1600	70	60	5,5
BDTX 315B	230	50	225	1,08	7/400	2700	1900	72	55	5,5





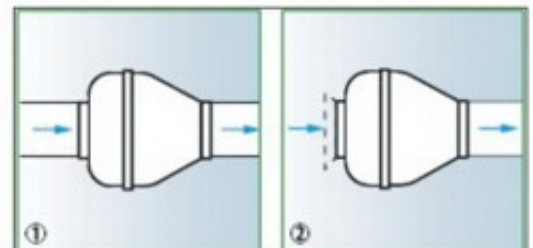
# AC In-Line DUCT FANS

Frequency 50Hz - Air Temperature 15 °C - Barometric pressure 760 mmHg - Air specific weight 1,22 Kg/m<sup>3</sup>



### Noise Levels

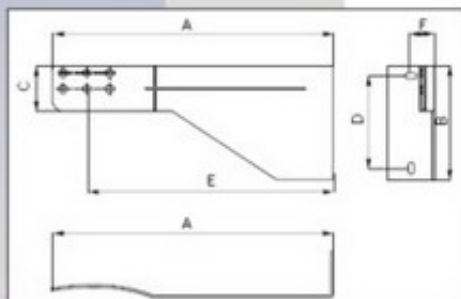
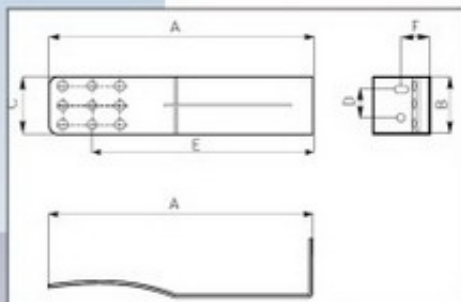
TYPE	BACKWARD PRESSURES							
	63	125	250	500	1000	2000	4000	8000
BDTX - 100	40	53	67	60	67	58	56	54
BDTX - 125	45	50	67	63	64	64	58	52
BDTX - 150B	46	50	58	59	62	64	60	50
BDTX - 160A	47	55	59	58	60	69	63	61
BDTX - 200A	50	57	65	67	65	70	65	62
BDTX - 200B	48	48	50	64	64	68	62	50
BDTX - 250A	55	58	68	64	67	75	70	62
BDTX - 250B	52	55	66	69	68	75	71	64
BDTX - 315A	50	57	52	67	73	76	70	68
BDTX - 315B	56	59	54	69	74	77	73	70



1- Galvanized sheet-metal brackets (100-125-150-160)  
2- Galvanized sheet-metal brackets (200-250-315)

	A	B	C	D	E	F
Bracket-1	186	40	40	20	156	10
Bracket-2	245	100	40	80	215	10

Dimensions are in ( mm )



TYPE	A	a	B	C
BDTX 100	244	98	180	30
BDTX 125	244	123	180	30
BDTX 150B	272	148	200	30
BDTX 160A	250	158	180	30
BDTX 200A	335	198	230	30
BDTX 200B	335	198	230	30
BDTX 250A	335	248	230	40
BDTX 250B	335	248	230	40
BDTX 315A	405	313	230	50
BDTX 315B	405	313	298	50

Dimensions are in ( mm )

